

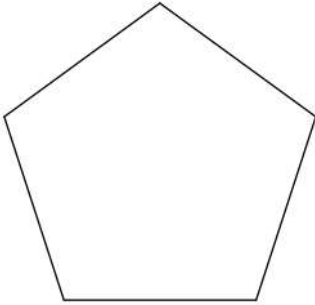
Mathématique Appliquée 30S
Revue : Polygones

Nom : _____

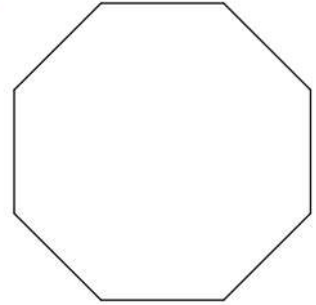
Date : _____

A) Détermine la mesure des angles intérieurs des polygones réguliers ci-dessous.

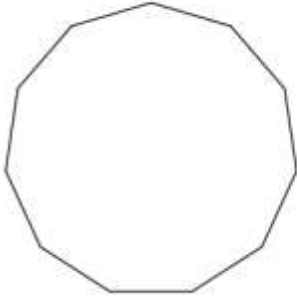
1)



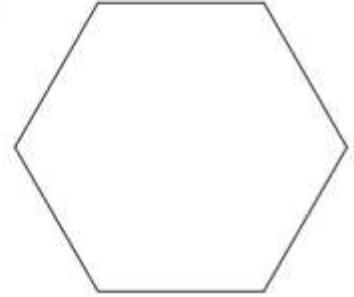
2)



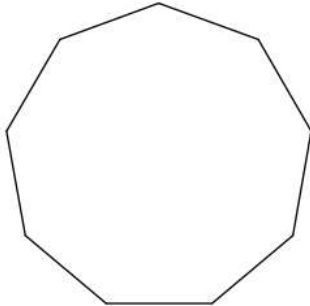
3)



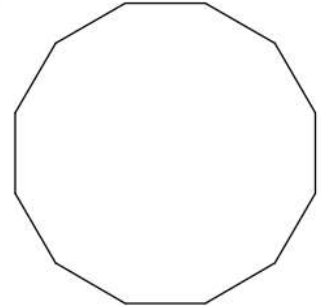
4)



5)



6)



7) Un polygone avec 24 côtés

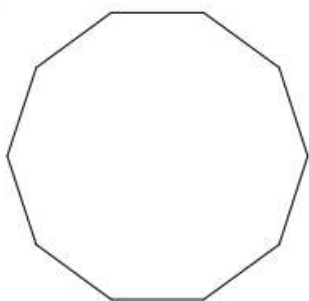
8) Un quadrilatère

9) Un polygone avec 24 côtés

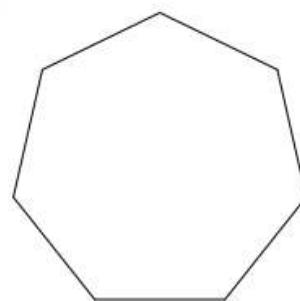
10) Un polygone avec 16 côtés

B) Détermine la mesure des angles extérieurs des polygones réguliers ci-dessous.

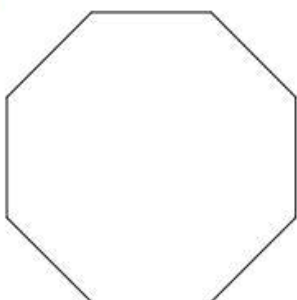
11)



12)



13)



14)

