

Lesson 2: Lines

Zentangles

Lesson Learning Goal:

The purpose of this lesson is to learn about the Elements of Art with a focus on lines.

A Zentangle is the name for a style of art where simple patterns get turned into artistic designs. It was created to help reduce stress and improve focus. Zentangles can also mirror the symbols, designs and patterns of numerous cultures (i.e. Mayan, Maori, and Celtic).

It is a form of art that is meant to calm the mind. With its aesthetic appeal you can see how it can help reduce stress and improve focus.

In this form of art simple patterns are used to create intricate looking artistic designs. In this lesson you will be exploring the element of line as you work to create your own Zentangle.




<https://youtu.be/w5jzsrF69FI>


Elements of Art


LINE

A path created by a point in space

Different Types of lines

long 

short 

broken 

dotted 

thick 

thin 

curved  

straight 

zig zag 

spiral  

lines can show...

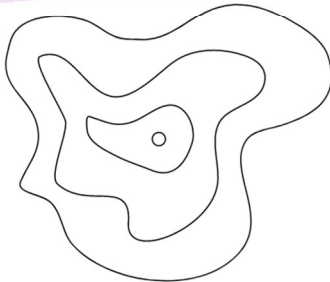
movement



mood



Contour lines




ZENTANGLES

HOW TO

ZENTANGLES: Mini, abstract works of art, created by tangling simple patterns.

STEP 1: Use the edge of your paper, sketchbook, visual journal, or similar as your design boundary. Use a pen or Sharpie only. NO pencils!



STEP 2: Draw a wiggly or zig zag line to get started.

STEP 3: Fill the spaces between your lines with zendoodles. Think of ways to flow different patterns into each other.



STEP 4: Try adding text to your design. Zendoodle in and around the text.




STEP 6: Play, be creative, and have fun!



STEP 5: Use a pencil to add value to your zendoodles to help add dimension. Dark areas will appear to go back in space, light areas will appear to come forward.





Success Criteria:

- Includes a variety of lines
- Uses repetition and patterns
- Completely fills the page
- Evidence of unique ideas and originality
- Level of complexity



Rubric: Zentangles

	Level 1	Level 2	Level 3	Level 4
Drawing	Drawing is very simple and needs more detail/variety.	Drawing is somewhat detailed. The patterns are similar or a bit basic.	Drawing is detailed. A variety of patterns are used in the zentangle.	Drawing is very detailed. Shapes, patterns, shading/texture are used to add interest to the zentangle.
Creativity	There is little evidence of creativity.	There is some evidence of creativity.	Student has taken the technique and found a way to make it his/her own.	Student has taken the technique and applied it in a way that is thoughtful and totally unique.
Application	More planning and thought is required for this composition.	The composition has some indication of planning and thought.	This is a well planned and well thought out art composition.	This is a carefully planned and extremely well thought out art composition.

